



Mercedes-Benz

E-Class 300 MATIC Model W214 Sedan



Exterior Color: Alpine Grey

Interior Upholstery: Beige Leather

Production Plant: Sindelfingen, Germany



Powertrain & Chassis

Engine: M254 – 2.0L Inline-4 Turbocharged with 48V mild-hybrid

Transmission: 9-Speed Automatic Transmission

Drive Type: 4MATIC All-Wheel Drive

Brakes:

Front: 370 x 36 mm

Rear: 320 x 24 mm

AMG Sport Braking System

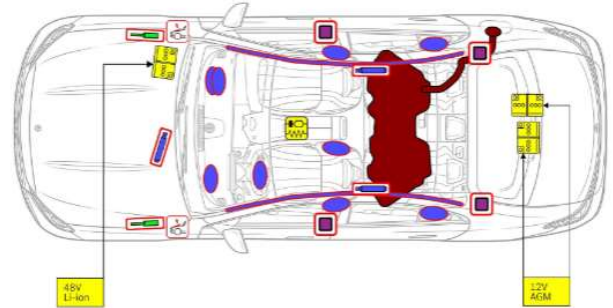


Wheels & Tires

19" AMG Double-Spoke Alloy Wheels

Mixed Summer Tires

TIREFIT Mobility Kit



Interior & Comfort

AMG Interior Line

Supersport Leather Steering Wheel

Leather Dash & Beltline Imitating Nappa

AMG Floor Mats

Heated & Ventilated Front Seats

Heated Rear Seats

Memory Package (Driver seat, steering, mirrors)

Lumbar Support

Center Airbag

Through-loading Rear Seat Feature

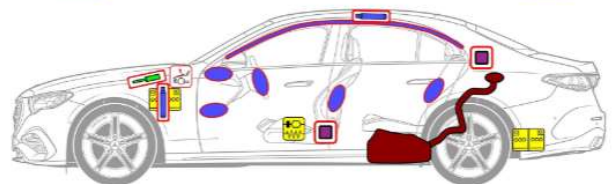
Ambient Lighting – Connected Light & Premium Ambiance

Black Fabric Headliner

Digital Cluster , Head-up Display , Front Passenger Display

Wireless Charging , USB Package

Protective Full Car Cover



Infotainment & Connectivity

MBUX Premium Multimedia System with 12.3" Central Display

Apple CarPlay & Android Auto

Burmester® Premium Sound System

Smartphone Integration Package

Navigation with Live Traffic Info

Augmented Reality Navigation

Video Streaming Enabled

5G Communication Module "Ramses"



Digital Radio (DAB/DMB) – Pre-installed

Driver Assistance & Safety

Driving Assistance Package :
DISTRONIC PLUS Adaptive Cruise Control
Active Lane Keeping Assist
Active Lane Change Assist
Route-Based Speed Adaptation
Extended Stop-and-Go Restart
PRE-SAFE® Impulse Side
Side Airbags Front and Rear , Knee Airbag
Acoustic Glazing
360° Camera , Active Parking Assist ,
Park Package High
Road Sign Assist
Blind Spot & Rear Collision Assist
Emergency Call System

Lighting & Vision

DIGITAL Light Headlamps – Left Traffic
LED Premium Reflector Headlamps
with Symbol & Animation Projection
Logo Projection in Mirrors
Automatic High Beam Assist PLUS
LED Ambient Lighting with Effects
Heated Windshield Washer System

Convenience & Access

KEYLESS-GO & Keyless Start
Hands-Free Boot Access, Power Trunk
Electrically Folding Heated Mirrors
Fingerprint Scanner
Digital Vehicle Key via Smartphone
Comfort Entry / Exit System

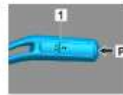
Climate Control & Clean Air

Air Cleaning Package
Automatic Climate Control System
Winter Package
Windshield Defroster
Heated Steering Wheel



2. Immobilisation / stabilisation / lifting

Parking brake



Press the P switch on the gear selector (1). The parking brake is automatically activated.

Electric parking brake (1)



Suitable lifting points

Suitable stabilisation points on the side



Disconnecting the 12 V battery

1. Remove the cover from the 12-volt battery in the boot.
2. Disconnect the negative cable of the 12-volt battery at the screw connection and secure it against unintentional contact.



The passive safety systems (airbags and seat belt pretensioners) are deactivated.

4. Access to the occupants

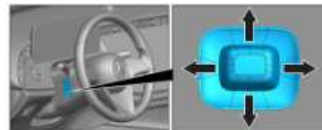
When rescuing the vehicle occupants, the components of the restraint systems (in particular pyrotechnic elements) must be taken into account in accordance with the information on page 1.




Slide a flat, non-metallic object behind the retracted door handle (1) from above and lever it slightly out.



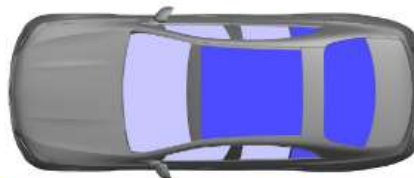
Reach behind the door handle (1) from below and pull it out until you feel resistance, then hold.



Steering wheel adjustment



Seat adjustment (electric)



VSG: Laminated safety glass

ESG: Tempered glass

5. Stored energy / liquids / gases / solids

					12 V/ 48 V
					66 L
					630 ± 10 g

6. In case of fire



Use large volumes of water (H₂O) to extinguish a vehicle fire.



Electrification & Efficiency

48V Mild-Hybrid Technology with Integrated Starter Generator

Large Capacity Fuel Tank

Active Hood – Pedestrian Protection

Optional & Miscellaneous

AMG Exterior Styling – Front Spoiler, Side Skirts

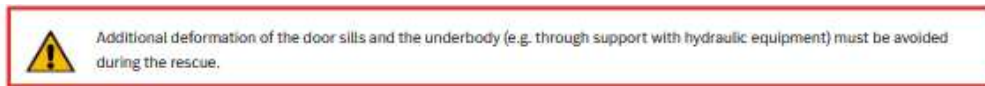
Projection Function (Headlamp Animation/Symbols)

Sport Suspension – **AVANTGARDE**

Light Package

Convenience Package / Tech Package / Safety Package

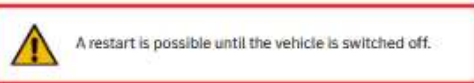
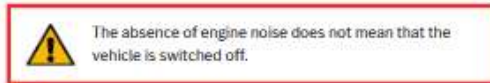
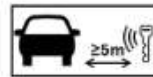
MBUX Display Package High



3. Disable direct hazards / safety regulations

Switch off the ignition:

1. Press the START/STOP button without actuating the service brake.
2. Keep the electronic vehicle key at a distance of at least 5 m.



Disconnecting the 48 V battery

1. Remove the cover from the 48-volt battery in the engine compartment.
2. Disconnect the negative cable of the 48-volt battery at the screw connection and secure it against unintentional contact.

